









DATA SHEET METRIC

System Depth		67	mm
Min Face Height Frame - Sash		75.2	mm
Min Face Height Threshold - Sash		-	
Min Face Height Middle Mullion		112.7	mm
Max Sash Height		2.400	mm
Max Sash Width		1.200	mm
Max Sash Weight		150	kg
Max Glass thickness		46	mm

ESSENCE W67ST HI² offers you endless solutions in both European groove mechanism **[CE]** and Multilock groove mechanism **[ML]**

Thermal Insulation Uf	EN ISO 10077-2	≥1.4 W/m²K
Air Permeability	EN 12207	Class 4 [600Pa]
Watertightness	EN 12208	E900 [900Pa]
Resistance to Wind Load	EN 12210	C5 / B5 [2.000Pa]